

ITEM #: _____ QTY: _____

MODEL #: _____

PROJECT NAME: _____

090718

3601 S. Banker St. Effingham, IL 62401 • Ph: (888) 431-2667 • Fax: (800) 433-2667

"PB-DIIB" DROP-IN ICE BIN

NSF

FEATURES:

- 10" DEEP ICE BIN
- INSULATED BASIN
- 1/2" RAISED LIP AROUND TOP OF ICE BIN
- INCLUDES STAINLESS STEEL SLIDING LID
- INCLUDES 1-7/8" DRAIN WITH 1" NPS THREADS

CONSTRUCTION:

- ICE BINS ARE TIG WELDED, EXPOSED WELDS ARE POLISHED TO MATCH ADJACENT SURFACE

MATERIAL:

- DECK: 14 GAUGE TYPE 300 STAINLESS STEEL
- BASE: 18 GAUGE TYPE 300 STAINLESS STEEL



1/2" RAISED LIP AROUND TOP OF ICE BIN

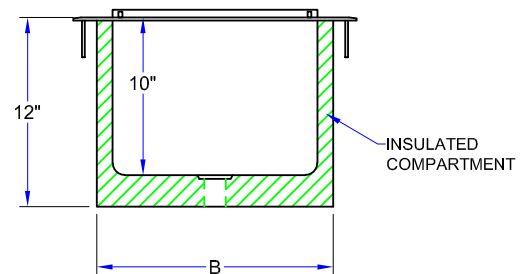
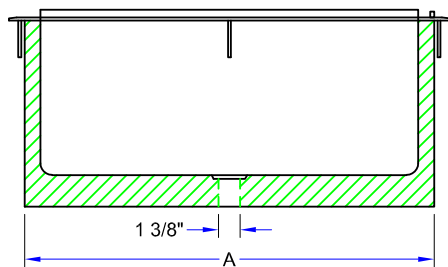
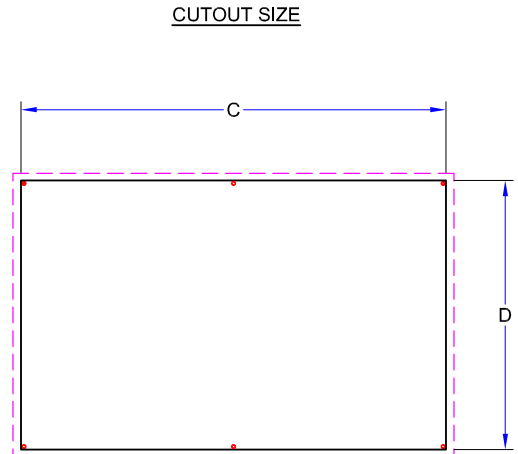
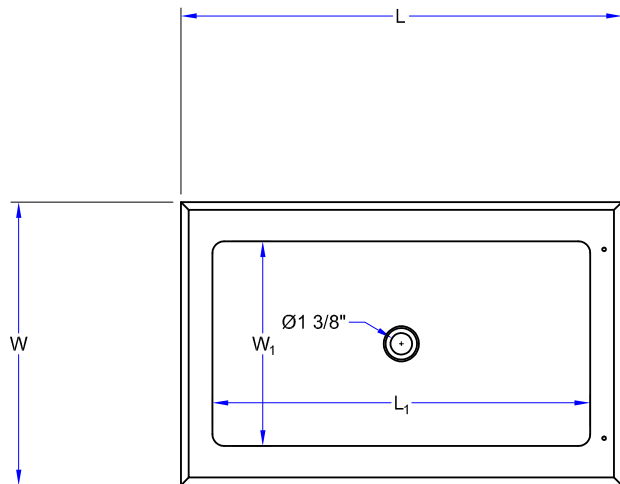


PB-DIIB2818

DROP-IN ICE BIN

MODEL #	QTY
PB-DIIB1218	
PB-DIIB2218	
PB-DIIB2818	
PB-DIIB3418	

DETAILED SPECIFICATIONS



DROP-IN ICE BIN

MODEL #	L X W	L ₁ X W ₁	A	B	C	D	ICE CAPACITY (LBS)
PB-DIIB1218	12"X18"	9"X13"	15	11	11.25	17.125	25
PB-DIIB2218	22"X18"	18"X13"	20	15	21	17.125	50
PB-DIIB2818	28"X18"	24"X13"	26	15	27	17.125	67
PB-DIIB3418	34"X18"	30"X13"	32	15	33	17.125	84

SOME UNITS SHIP UNASSEMBLED FOR REDUCED SHIPPING COST. ALL DIMENSIONS ARE TYPICAL. TOLERANCE +/- .500"
 John Boos & Co. is constantly engaged in a program of improving products and therefore reserves the right to change specifications without prior notice.



Boos
locks

AQ AutoQuotes

3601 S. Banker St. • Effingham, IL 62401 • quotes@johnboos.com

www.johnboos.com

031622

79